



# Santa Cruz County Sheriff's Office

## March 2024 Monthly Statistics

Average Civilian Calls Per Day by Beat

|         | February | March | Trend  |
|---------|----------|-------|--------|
| 1 Beat  | 1.69     | 1.55  | -8.4%  |
| 2 Beat  | 7.86     | 7.23  | -8.1%  |
| 3 Beat  | 6.86     | 6.06  | -11.6% |
| 4 Beat  | 12.24    | 11.81 | -3.6%  |
| 5 Beat  | 7.79     | 8.13  | 4.3%   |
| 6 Beat  | 12.48    | 13.16 | 5.4%   |
| 7 Beat  | 1.55     | 1.06  | -31.4% |
| 8 Beat  | 9.90     | 10.87 | 9.8%   |
| 9 Beat  | 3.97     | 4.39  | 10.6%  |
| 10 Beat | 6.41     | 6.06  | -5.4%  |
| 11 Beat | 1.90     | 2.97  | 56.5%  |
| All CFS | 72.66    | 73.29 | 0.87%  |





# Santa Cruz County Sheriff's Office

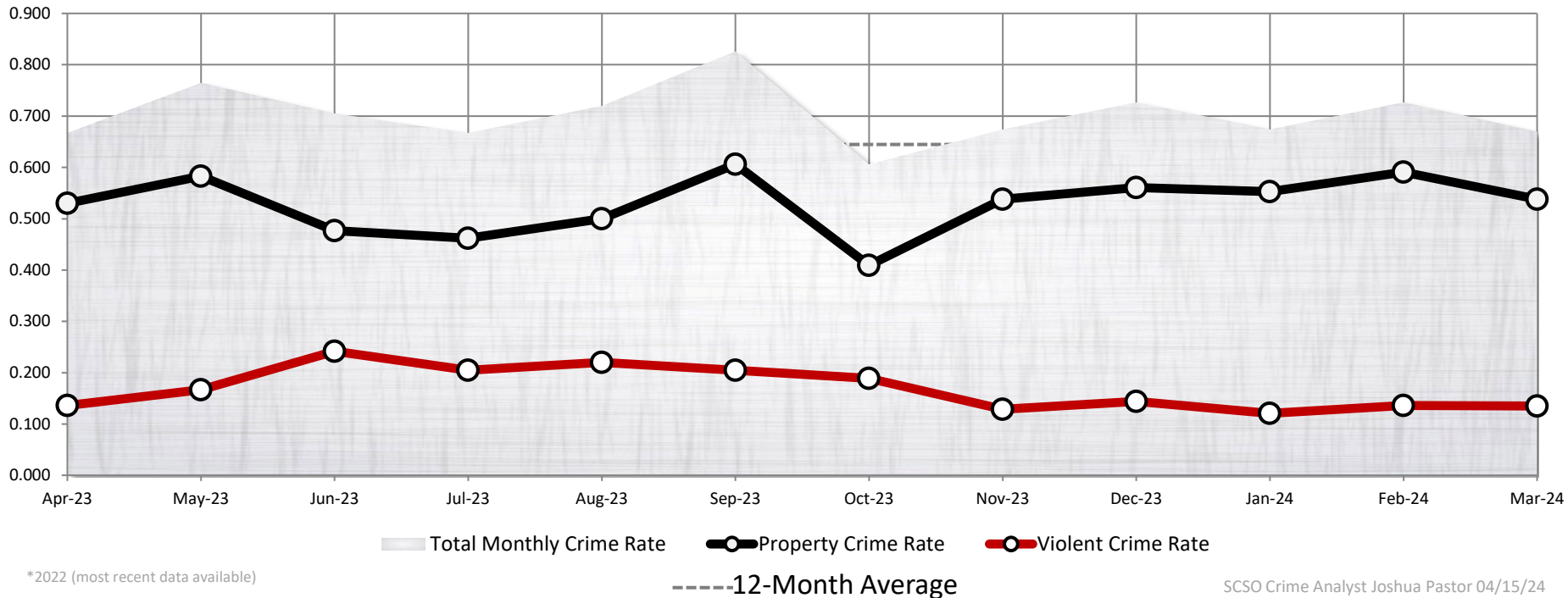
## Comparative Crime Rates Per 1,000 Residents

### Unincorporated Santa Cruz County

| 12-Month SHF Crime Rate | State of California Crime Rate* |
|-------------------------|---------------------------------|
| 8.43                    | 26.72                           |

| 12-Month SHF Property Crime Rate | State Of California Property Crime Rate |
|----------------------------------|---|
| 6.35                             | 21.78                                   |

| 12-Month SHF Violent Crime Rate | State of California Violent Crime Rate |
|---------------------------------|--|
| 2.04                            | 4.66                                   |



\*2022 (most recent data available)

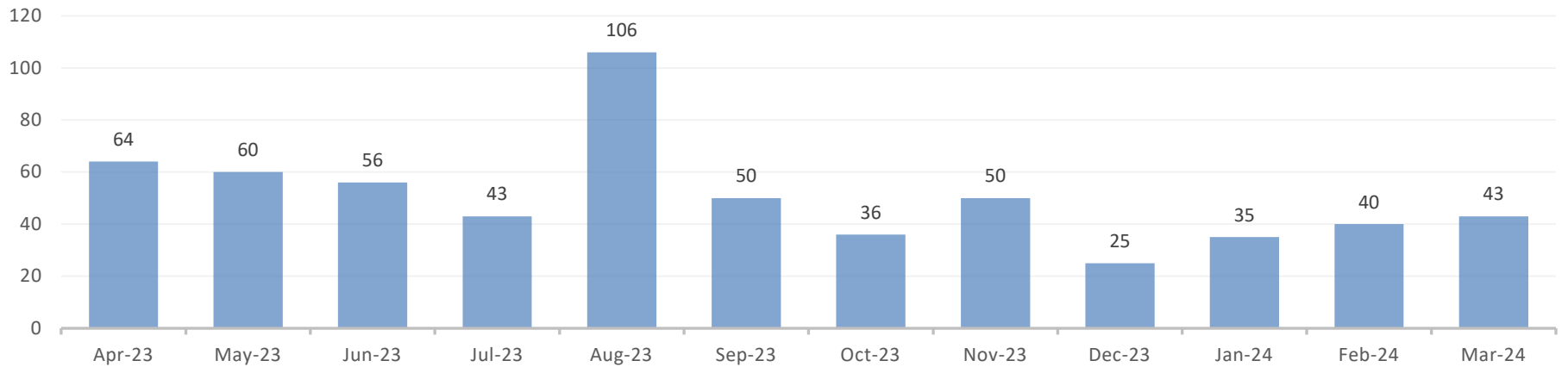
## Patrol Report

|                               | <i>Apr-23</i> | <i>May-23</i> | <i>Jun-23</i> | <i>Jul-23</i> | <i>Aug-23</i> | <i>Sep-23</i> | <i>Oct-23</i> | <i>Nov-23</i> | <i>Dec-23</i> | <i>Jan-24</i> | <i>Feb-24</i> | <b>March 2024</b> | <i>TOTAL</i> |
|-------------------------------|---------------|---------------|---------------|---------------|---------------|---------------|---------------|---------------|---------------|---------------|---------------|-------------------|--------------|
| Total Dispatch Activity       | 5803          | 6624          | 6436          | 6637          | 6365          | 6366          | 6394          | 6118          | 5573          | 5946          | 5485          | 6,011             | 73,759       |
| Civilian Calls                | 2201          | 2634          | 2763          | 2882          | 2651          | 2703          | 2754          | 2268          | 2105          | 2215          | 2114          | 2,281             | 29,571       |
| Deputy-Initiated Details      | 3602          | 3990          | 3673          | 3755          | 3714          | 3664          | 3640          | 3850          | 3468          | 3731          | 3371          | 3,730             | 44,188       |
| Disturbance                   | 319           | 366           | 377           | 411           | 326           | 337           | 317           | 256           | 207           | 215           | 216           | 258               | 3,605        |
| Suspicious Vehicle            | 90            | 107           | 62            | 66            | 69            | 76            | 58            | 61            | 56            | 48            | 50            | 42                | 785          |
| Suspicious Persons            | 51            | 51            | 60            | 57            | 50            | 68            | 67            | 58            | 52            | 61            | 41            | 72                | 688          |
| Suspicious Circumstances      | 134           | 169           | 185           | 172           | 186           | 156           | 163           | 165           | 137           | 142           | 134           | 97                | 1,840        |
| Sheriff Traffic Collisions    | 2             | 1             | 0             | 0             | 2             | 2             | 1             | 1             | 6             | 3             | 3             | 3                 | 24           |
| Missing Persons Cases         | 28            | 31            | 36            | 41            | 31            | 38            | 51            | 40            | 28            | 33            | 28            | 36                | 421          |
| Involuntary Psychiatric Holds | 30            | 36            | 28            | 33            | 32            | 27            | 33            | 27            | 21            | 20            | 29            | 29                | 345          |
| EDP Calls for Service         | 303           | 270           | 312           | 272           | 332           | 320           | 321           | 289           | 252           | 224           | 253           | 285               | 3,433        |
| Naloxone Saves                |               |               |               |               |               |               |               |               | 1             | 0             | 1             | 2                 | 4            |
| Ride-alongs                   | 7             | 7             | 7             | 10            | 4             | 6             | 6             | 6             | 7             | 6             | 4             | 8                 | 78           |
| Vehicle Pursuits              | 1             | 4             | 0             | 2             | 2             | 2             | 5             | 5             | 1             | 3             | 1             | 2                 | 28           |

## Proactive Policing

|                             | <i>Apr-23</i> | <i>May-23</i> | <i>Jun-23</i> | <i>Jul-23</i> | <i>Aug-23</i> | <i>Sep-23</i> | <i>Oct-23</i> | <i>Nov-23</i> | <i>Dec-23</i> | <i>Jan-24</i> | <i>Feb-24</i> | <b>March 2024</b> | <i>TOTALS</i> |
|-----------------------------|---------------|---------------|---------------|---------------|---------------|---------------|---------------|---------------|---------------|---------------|---------------|-------------------|---------------|
| Park Checks                 | 603           | 492           | 461           | 581           | 440           | 464           | 407           | 438           | 402           | 500           | 391           | 417               | <i>5,596</i>  |
| School Checks               | 478           | 480           | 449           | 410           | 436           | 361           | 390           | 373           | 383           | 432           | 404           | 473               | <i>5,069</i>  |
| Area Checks                 | 677           | 626           | 534           | 657           | 537           | 518           | 588           | 687           | 505           | 558           | 446           | 563               | <i>6,896</i>  |
| Foot Patrols                | 931           | 875           | 788           | 852           | 692           | 709           | 728           | 802           | 613           | 680           | 615           | 603               | <i>8,888</i>  |
| Electronic Field Interviews | 64            | 60            | 56            | 43            | 106           | 50            | 36            | 50            | 25            | 35            | 40            | 43                | <i>608</i>    |
| MHL Referrals               | 23            | 15            | 8             | 10            | 15            | 16            | 15            | 11            | 12            | 11            | 17            | 15                | <i>168</i>    |

### *Electronic Field Interviews*



## Demographic Stop Data

|                        | <i>Apr-23</i> | <i>May-23</i> | <i>Jun-23</i> | <i>Jul-23</i> | <i>Aug-23</i> | <i>Sep-23</i> | <i>Oct-23</i> | <i>Nov-23</i> | <i>Dec-23</i> | <i>Jan-24</i> | <i>Feb-24</i> | <b>March 2024</b> | <i>Total</i> | <i>12-Month %</i> |
|------------------------|---------------|---------------|---------------|---------------|---------------|---------------|---------------|---------------|---------------|---------------|---------------|-------------------|--------------|-------------------|
| White Male             | 324           | 402           | 291           | 270           | 271           | 288           | 391           | 466           | 441           | 388           | 398           | 486               | 4416         | 40.5%             |
| White Female           | 142           | 173           | 117           | 134           | 126           | 106           | 159           | 188           | 182           | 144           | 172           | 184               | 1827         | 16.7%             |
| Hispanic Male          | 238           | 234           | 226           | 182           | 144           | 185           | 299           | 376           | 338           | 268           | 296           | 325               | 3111         | 28.5%             |
| Hispanic Female        | 53            | 75            | 72            | 56            | 46            | 61            | 79            | 105           | 81            | 70            | 106           | 58                | 862          | 7.9%              |
| Black Male             | 20            | 17            | 8             | 10            | 12            | 23            | 19            | 26            | 32            | 18            | 26            | 31                | 242          | 2.2%              |
| Black Female           | 7             | 5             | 6             | 4             | 13            | 7             | 12            | 7             | 6             | 12            | 5             | 5                 | 89           | 0.8%              |
| Asian Male             | 21            | 17            | 10            | 7             | 10            | 2             | 7             | 15            | 19            | 18            | 15            | 21                | 162          | 1.5%              |
| Asian Female           | 9             | 9             | 3             | 5             | 7             | 1             | 6             | 2             | 8             | 4             | 5             | 4                 | 63           | 0.6%              |
| Native American Male   | 1             | 2             | 0             | 1             | 0             | 0             | 0             | 0             | 0             | 1             | 2             | 2                 | 9            | 0.1%              |
| Native American Female | 0             | 0             | 0             | 0             | 0             | 0             | 2             | 1             | 0             | 0             | 1             | 2                 | 6            | 0.1%              |
| Middle Eastern Male    | 9             | 4             | 5             | 6             | 8             | 3             | 11            | 11            | 3             | 9             | 9             | 15                | 93           | 0.9%              |
| Middle Eastern Female  | 2             | 1             | 1             | 1             | 1             | 1             | 3             | 1             | 3             | 2             | 1             | 1                 | 18           | 0.2%              |
| Other Male             | 0             | 1             | 0             | 0             | 2             | 0             | 3             | 1             | 0             | 0             | 0             | 0                 | 7            | 0.1%              |
| Other Female           | 0             | 1             | 1             | 0             | 0             | 3             | 1             | 0             | 0             | 0             | 0             | 0                 | 6            | 0.1%              |
| Total                  | 826           | 941           | 740           | 676           | 640           | 680           | 992           | 1199          | 1113          | 934           | 1036          | 1134              | 10911        |                   |

## Use of Force Report - Patrol

|  |                  |        |        |        |        |        |        |        |        |        |        | March<br>2024 | TOTALS |
|--|------------------|--------|--------|--------|--------|--------|--------|--------|--------|--------|--------|---------------|--------|
|  | Apr-23           | May-23 | Jun-23 | Jul-23 | Aug-23 | Sep-23 | Oct-23 | Nov-23 | Dec-23 | Jan-24 | Feb-24 |               |        |
| Cases Reviewed                           | 30               | 33     | 37     | 22     | 26     | 23     | 29     | 23     | 20     | 26     | 16     | 18            | 303    |
| Critical Incident Peer Review            | 2                | 0      | 1      | 0      | 1      | 0      | 0      | 0      | 0      | 1      | 0      | 0             | 5      |
| <i>Types of Force Displayed/Deployed</i> |                  |        |        |        |        |        |        |        |        |        |        |               |        |
| Control Hold                             | 17               | 25     | 19     | 20     | 15     | 19     | 18     | 19     | 13     | 18     | 9      | 13            | 205    |
| Take Down                                | 17               | 4      | 7      | 9      | 6      | 5      | 10     | 6      | 6      | 6      | 3      | 6             | 85     |
| Chemical Agents                          | <i>Displayed</i> | 0      | 0      | 0      | 0      | 0      | 0      | 0      | 0      | 0      | 0      | 0             | 0      |
|  | <i>Deployed</i>  | 0      | 0      | 0      | 1      | 0      | 0      | 0      | 0      | 0      | 0      | 0             | 1      |
| Conducted Energy Device                  | <i>Displayed</i> | 6      | 7      | 7      | 3      | 3      | 2      | 5      | 4      | 2      | 4      | 4             | 47     |
|  | <i>Deployed</i>  | 1      | 1      | 1      | 3      | 0      | 0      | 0      | 0      | 1      | 2      | 0             | 9      |
| Kinetic Energy Projectile                | <i>Displayed</i> | 4      | 3      | 3      | 1      | 1      | 0      | 0      | 1      | 0      | 1      | 1             | 15     |
|  | <i>Deployed</i>  | 0      | 1      | 0      | 0      | 0      | 0      | 0      | 0      | 0      | 0      | 0             | 1      |

## Use of Force Report - Continued

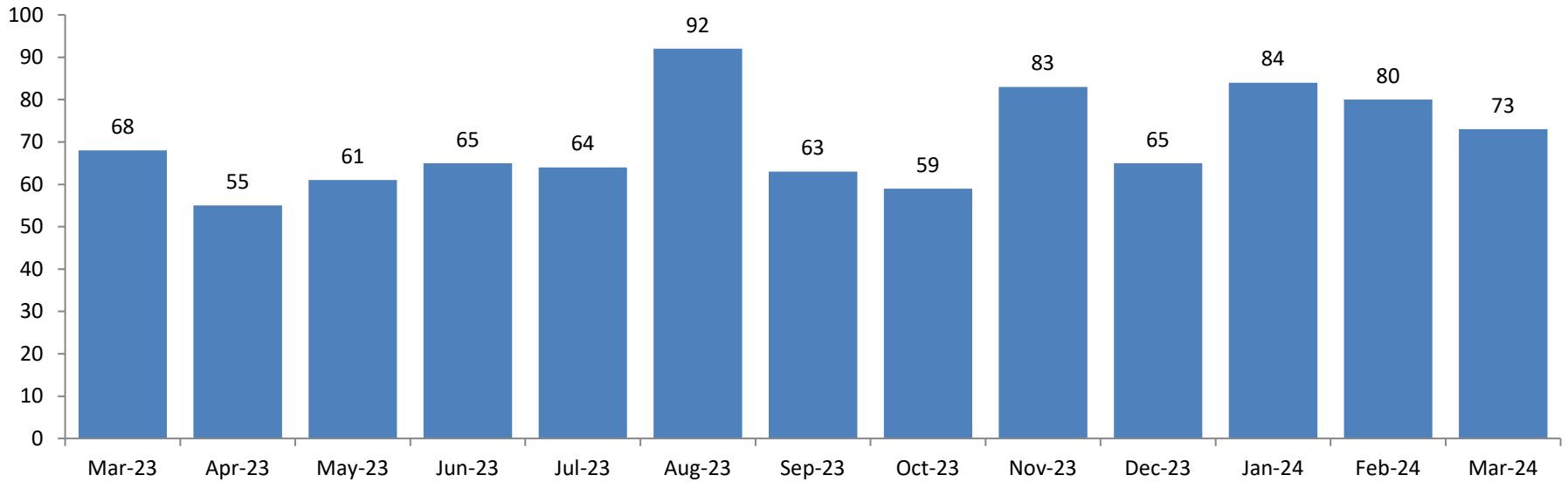
|                        |                  | <i>Apr-23</i> | <i>May-23</i> | <i>Jun-23</i> | <i>Jul-23</i> | <i>Aug-23</i> | <i>Sep-23</i> | <i>Oct-23</i> | <i>Nov-23</i> | <i>Dec-23</i> | <i>Jan-24</i> | <i>Feb-24</i> | <b>March<br/>2024</b> | <i>TOTALS</i> |
|------------------------|------------------|---------------|---------------|---------------|---------------|---------------|---------------|---------------|---------------|---------------|---------------|---------------|-----------------------|---------------|
| Bolowrap               | <i>Displayed</i> | 0             | 1             | 0             | 0             | 0             | 0             | 0             | 0             | 0             | 0             | 0             | 0                     | 1             |
|                        | <i>Deployed</i>  | 0             | 1             | 0             | 0             | 0             | 0             | 0             | 0             | 0             | 0             | 0             | 0                     | 1             |
| Pepperball<br>Launcher | <i>Displayed</i> | 0             | 2             | 0             | 0             | 0             | 0             | 0             | 0             | 0             | 0             | 1             | 0                     | 3             |
|                        | <i>Deployed</i>  | 0             | 0             | 0             | 0             | 0             | 0             | 0             | 1             | 0             | 0             | 0             | 0                     | 1             |
| Firearm                | <i>Displayed</i> | 8             | 9             | 12            | 6             | 8             | 3             | 6             | 7             | 9             | 8             | 7             | 5                     | 88            |
|                        | <i>Deployed</i>  | 0             | 0             | 0             | 0             | 0             | 0             | 0             | 0             | 0             | 0             | 0             | 0                     | 0             |



## Investigative Units

|                                   | <i>Apr-23</i> | <i>May-23</i> | <i>Jun-23</i> | <i>Jul-23</i> | <i>Aug-23</i> | <i>Sep-23</i> | <i>Oct-23</i> | <i>Nov-23</i> | <i>Dec-23</i> | <i>Jan-24</i> | <i>Feb-24</i> | <b>March 2024</b> | <i>TOTALS</i> |
|-----------------------------------|---------------|---------------|---------------|---------------|---------------|---------------|---------------|---------------|---------------|---------------|---------------|-------------------|---------------|
| Cases Assigned                    | 55            | 61            | 65            | 64            | 92            | 63            | 59            | 83            | 65            | 84            | 80            | 73                | 844           |
| Arrest Warrant Request            | 26            | 54            | 46            | 36            | 55            | 57            | 45            | 40            | 30            | 35            | 15            | 28                | 467           |
| Search Warrant/Court Order        | 32            | 25            | 40            | 28            | 23            | 29            | 29            | 40            | 29            | 28            | 35            | 35                | 373           |
| Original and Supplemental Reports | 80            | 194           | 166           | 169           | 184           | 135           | 173           | 145           | 135           | 166           | 166           | 126               | 1839          |

## Cases Assigned



## Coroner / Pathology

|                                | <i>Apr-23</i> | <i>May-23</i> | <i>Jun-23</i> | <i>Jul-23</i> | <i>Aug-23</i> | <i>Sep-23</i> | <i>Oct-23</i> | <i>Nov-23</i> | <i>Dec-23</i> | <i>Jan-24</i> | <i>Feb-24</i> | <b>March 2024</b> | <i>TOTALS</i> |
|--------------------------------|---------------|---------------|---------------|---------------|---------------|---------------|---------------|---------------|---------------|---------------|---------------|-------------------|---------------|
| Reportable Deaths              | 63            | 45            | 45            | 38            | 37            | 43            | 45            | 50            | 50            | 47            | 53            | 49                | 565           |
| Coroner Cases                  | 27            | 34            | 28            | 39            | 34            | 28            | 24            | 34            | 30            | 27            | 25            | 26                | 356           |
| Full Autopsies                 | 12            | 13            | 11            | 17            | 19            | 11            | 9             | 16            | 14            | 19            | 10            | 8                 | 159           |
| Partial Autopsies              | 3             | 0             | 0             | 0             | 1             | 0             | 0             | 1             | 0             | 0             | 0             | 0                 | 5             |
| External Examination           | 10            | 11            | 17            | 16            | 7             | 13            | 10            | 10            | 11            | 2             | 13            | 7                 | 127           |
| Medical Record Reviews         | 3             | 9             | 0             | 6             | 7             | 4             | 4             | 5             | 3             | 6             | 3             | 11                | 61            |
| Homicides                      | 2             | 0             | 0             | 0             | 3             | 0             | 0             | 2             | 0             | 1             | 1             | 0                 | 9             |
| Motor Vehicle Accidents        | 1             | 4             | 1             | 3             | 3             | 1             | 1             | 2             | 2             | 1             | 1             | 3                 | 23            |
| Suicides                       | 2             | 5             | 6             | 5             | 4             | 5             | 1             | 2             | 4             | 1             | 3             | 4                 | 42            |
| Drug Deaths                    | 11            | 14            | 14            | 13            | 14            | 9             | 12            | 10            | 8             | 4             | 9             | 5                 | 123           |
| Outside Jurisdiction Autopsies | 1             | 0             | 0             | 0             | 1             | 0             | 1             | 0             | 0             | 0             | 0             | 0                 | 3             |
| Indigents                      | 7             | 3             | 1             | 7             | 2             | 3             | 5             | 7             | 4             | 4             | 6             | 7                 | 56            |

## Forensics Services Unit

|   | <i>Apr-23</i> | <i>May-23</i> | <i>Jun-23</i> | <i>Jul-23</i> | <i>Aug-23</i> | <i>Sep-23</i> | <i>Oct-23</i> | <i>Nov-23</i> | <i>Dec-23</i> | <i>Jan-24</i> | <i>Feb-24</i> | <b>March 2024</b> | <i>TOTALS</i> |
|---|---------------|---------------|---------------|---------------|---------------|---------------|---------------|---------------|---------------|---------------|---------------|-------------------|---------------|
| <i>Crime Lab</i>                              |               |               |               |               |               |               |               |               |               |               |               |                   |               |
| Evidence Items Processed                      | 96            | 29            | 26            | 32            | 83            | 70            | 30            | 35            | 6             | 32            | 15            | 50                | 504           |
| Latent Lifts or Photos Examined               | 16            | 19            | 12            | 13            | 35            | 31            | 22            | 32            | 7             | 141           | 25            | 8                 | 361           |
| Latent Print Identifications                  | 1             | 1             | 6             | 0             | 8             | 4             | 1             | 14            | 1             | 40            | 12            | 3                 | 91            |
| AFIS Hits                                     | 1             | 1             | 5             | 0             | 6             | 5             | 0             | 3             | 2             | 18            | 2             | 2                 | 45            |
| Cellular Phones or Computers Examined         | 19            | 17            | 12            | 25            | 36            | 11            | 31            | 9             | 15            | 30            | 31            | 28                | 264           |
| Forensic Anthropology                         | 0             | 2             | 2             | 0             | 0             | 1             | 0             | 0             | 2             | 1             | 1             | 1                 | 10            |
| CODIS Hits                                    | 1             | 2             | 1             | 2             | 0             | 2             | 5             | 0             | 0             | 0             | 1             | 2                 | 16            |
| IBIS Links                                    | 0             | 0             | 0             | 0             | 4             | 0             | 0             | 0             | 0             | 0             | 0             | 0                 | 4             |
| Crime Scenes, Autopsies or Vehicles Processed | 12            | 3             | 6             | 1             | 4             | 4             | 3             | 8             | 2             | 5             | 2             | 2                 | 52            |
| Presumptive Drug Tests                        | 28            | 70            | 45            | 42            | 45            | 39            | 51            | 49            | 36            | 37            | 44            | 54                | 540           |
| SART Kits Received                            | 2             | 7             | 3             | 2             | 4             | 5             | 3             | 1             | 4             | 1             | 4             | 2                 | 38            |
| SART Kits Sent to DOJ                         | 2             | 7             | 3             | 2             | 4             | 5             | 3             | 1             | 4             | 1             | 4             | 2                 | 38            |
| <i>Property &amp; Evidence</i>                |               |               |               |               |               |               |               |               |               |               |               |                   |               |
| P&E Items Received                            | 1006          | 829           | 914           | 968           | 959           | 574           | 847           | 771           | 708           | 664           | 785           | 625               | 9650          |
| P&E Items Destroyed, Returned or Auctioned    | 622           | 1008          | 426           | 522           | 774           | 420           | 376           | 943           | 456           | 647           | 457           | 745               | 7396          |
| <i>BWC Program</i>                            |               |               |               |               |               |               |               |               |               |               |               |                   |               |
| Body Worn Camera Segments                     | 5102          | 5393          | 5203          | 5304          | 5739          | 5398          | 5458          | 5107          | 5107          | 4726          | 4308          | 5272              | 62,117        |
| DAO & Discovery Requests                      | 49            | 60            | 83            | 80            | 65            | 73            | 78            | 49            | 85            | 54            | 70            | 98                | 844           |

## Cannabis Compliance Unit

|  | <i>Apr-23</i> | <i>May-23</i> | <i>Jun-23</i> | <i>Jul-23</i> | <i>Aug-23</i> | <i>Sep-23</i> | <i>Oct-23</i> | <i>Nov-23</i> | <i>Dec-23</i> | <i>Jan-24</i> | <i>Feb-24</i> | <b>March 2024</b> | <i>TOTALS</i> |
|--|---------------|---------------|---------------|---------------|---------------|---------------|---------------|---------------|---------------|---------------|---------------|-------------------|---------------|
| Investigations                           | 4             | 4             | 4             | 4             | 3             | 4             | 3             | 2             | 7             | 4             | 1             | 3                 | 43            |
| Search Warrants                          | 2             | 2             | 3             | 3             | 2             | 3             | 3             | 0             | 0             | 2             | 1             | 0                 | 21            |
| Plants Abated                            | 0             | 0             | 691           | 633           | 550           | 0             | 227           | 0             | 0             | 276           | 0             | 0                 | 2377          |
| Cannabis Processed (Pounds)              | 0             | 0             | 25            | 6             | 16            | 0             | 0             | 0             | 59            | 0             | 0             | 0                 | 106           |
| Licensed Facility Inspections            |               |               |               |               | 4             | 12            | 7             | 9             | 7             | 4             | 2             | 2                 | 47            |
| Licensed Facility Inspections Violations |               |               |               |               | 1             | 2             | 2             | 2             | 2             | 3             | 0             | 2                 | 14            |

## Fentanyl Crisis Response Team

|                           | <i>Apr-23</i> | <i>May-23</i> | <i>Jun-23</i> | <i>Jul-23</i> | <i>Aug-23</i> | <i>Sep-23</i> | <i>Oct-23</i> | <i>Nov-23</i> | <i>Dec-23</i> | <i>Jan-24</i> | <i>Feb-24</i> | <b>March 2024</b> | <i>TOTALS</i> |
|---------------------------|---------------|---------------|---------------|---------------|---------------|---------------|---------------|---------------|---------------|---------------|---------------|-------------------|---------------|
| Total Arrests             | 7             | 10            | 13            | 17            | 21            | 5             | 6             | 11            | 22            | 20            | 10            | 13                | 155           |
| Meth Arrests              | 3             | 4             | 3             | 7             | 10            | 1             | 2             | 3             | 3             | 3             | 3             | 8                 | 50            |
| Fentanyl Arrests          | 4             | 5             | 3             | 5             | 4             | 0             | 2             | 2             | 8             | 2             | 3             | 7                 | 45            |
| Probation/Parole Searches | 3             | 7             | 8             | 22            | 30            | 8             | 4             | 14            | 16            | 14            | 10            | 11                | 147           |
| Search Warrants Served    | 3             | 1             | 4             | 2             | 3             | 3             | 1             | 5             | 2             | 3             | 2             | 15                | 44            |
| Reports                   | 20            | 32            | 25            | 27            | 34            | 22            | 9             | 16            | 20            | 22            | 24            | 62                | 313           |
| APPS Investigations       | 4             | 5             | 8             | 3             | 6             | 3             | 3             | 5             | 3             | 3             | 3             | 0                 | 46            |
| <i>Seizures</i>           |               |               |               |               |               |               |               |               |               |               |               |                   |               |
| Methamphetamine (grams)   | 77            | 474           | 223           | 165           | 743           | 2             | 44            | 98            | 251           | 590           | 63            | 285               | 3022          |
| Heroin (grams)            | 16            | 0             | 79            | 103           | 2             | 0             | 1             | 0             | 35            | 11            | 0             | 12                | 260           |
| Cocaine (grams)           | 52            | 0             | 3             | 50            | 3             | 0             | 0             | 0             | 42            | 153           | 65            | 2                 | 371           |
| Fentanyl (grams)          | 774           | 69            | 176           | 268           | 244           | 0             | 70            | 116           | 51            | 52            | 99            | 157               | 2074          |
| Firearm Seizures          | 15            | 2             | 0             | 1             | 6             | 5             | 3             | 2             | 30            | 4             | 1             | 8                 | 77            |

## Alcohol and Tobacco Compliance Units

|                                | Apr-23 | May-23 | Jun-23 | Jul-23 | Aug-23 | Sep-23 | Oct-23 | Nov-23 | Dec-23 | Jan-24 | Feb-24 | March 2024 | TOTALS |
|--------------------------------|--------|--------|--------|--------|--------|--------|--------|--------|--------|--------|--------|------------|--------|
| <i>Alcohol Compliance Unit</i> |        |        |        |        |        |        |        |        |        |        |        |            |        |
| Compliance Checks              | 21     | 0      | 0      | 0      | 0      | 7      | 1      | 0      | 0      | 10     | 14     | 10         | 63     |
| Notice of Violation            | 6      | 0      | 0      | 0      | 0      | 1      | 0      | 0      | 0      | 7      | 4      | 6          | 24     |
| Decoy Operations               | 0      | 0      | 0      | 0      | 0      | 7      | 0      | 0      | 0      | 0      | 6      | 0          | 13     |
| Retail Employee Trainings      | 35     | 0      | 0      | 0      | 0      | 10     | 3      | 0      | 5      | 31     | 36     | 28         | 148    |
| <i>Tobacco Compliance Unit</i> |        |        |        |        |        |        |        |        |        |        |        |            |        |
| Compliance Checks              | 35     | 5      | 9      | 2      | 2      | 22     | 15     | 9      | 3      | 11     | 15     | 16         | 144    |
| Notice of Violation            | 7      | 1      | 3      | 2      | 0      | 6      | 3      | 7      | 2      | 8      | 6      | 10         | 55     |
| Decoy Operations               | 0      | 0      | 0      | 0      | 0      | 4      | 0      | 0      | 0      | 0      | 5      | 0          | 9      |
| School Presentations           | 2      | 1      | 0      | 0      | 0      | 7      | 6      | 1      | 2      | 3      | 4      | 5          | 31     |
| # Students/ Staff/ Parents     | 70     | 5      | 0      | 0      | 0      | 424    | 284    | 150    | 75     | 180    | 205    | 345        | 1738   |

\*Temporary hiatus

## Canine Team

|                    | <i>Apr-23</i> | <i>May-23</i> | <i>Jun-23</i> | <i>Jul-23</i> | <i>Aug-23</i> | <i>Sep-23</i> | <i>Oct-23</i> | <i>Nov-23</i> | <i>Dec-23</i> | <i>Jan-24</i> | <i>Feb-24</i> | <b>March<br/>2024</b> | <i>TOTALS</i> |
|--------------------|---------------|---------------|---------------|---------------|---------------|---------------|---------------|---------------|---------------|---------------|---------------|-----------------------|---------------|
| AODs               | 0             | 0             | 1             | 0             | 0             | 0             | 0             | 0             | 0             | 1             | 1             | 0                     | 3             |
| Detections         | 13            | 25            | 18            | 29            | 23            | 17            | 17            | 14            | 17            | 11            | 13            | 12                    | 209           |
| Demonstrations     | 0             | 0             | 0             | 1             | 0             | 0             | 0             | 0             | 0             | 0             | 0             | 0                     | 1             |
| <i>Jail Canine</i> |               |               |               |               |               |               |               |               |               |               |               |                       |               |
| Perimeter Searches | 1             | 4             | 4             | 0             | 0             | 0             | 4             | 13            | 10            | 0             | 0             | 0                     | 36            |
| Intake Searches    | 0             | 0             | 0             | 0             | 0             | 0             | 0             | 0             | 0             | 0             | 0             | 0                     | 0             |
| Unit Searches      | 9             | 6             | 9             | 0             | 0             | 4             | 6             | 10            | 3             | 0             | 0             | 0                     | 47            |





## Community Policing Division

|  | <i>Apr-23</i> | <i>May-23</i> | <i>Jun-23</i> | <i>Jul-23</i> | <i>Aug-23</i> | <i>Sep-23</i> | <i>Oct-23</i> | <i>Nov-23</i> | <i>Dec-23</i> | <i>Jan-24</i> | <i>Feb-24</i> | <b>March 2024</b> | <i>TOTALS</i> |
|--|---------------|---------------|---------------|---------------|---------------|---------------|---------------|---------------|---------------|---------------|---------------|-------------------|---------------|
| Events                                   | 4             | 8             | 3             | 9             | 11            | 14            | 23            | 8             | 6             | 6             | 8             | 13                | 113           |
| POP Projects                             | 7             | 8             | 6             | 5             | 13            | 18            | 22            | 12            | 11            | 14            | 17            | 20                | 153           |
| Workplace Crime Prevention Presentations | 7             | 2             | 4             | 2             | 0             | 3             | 3             | 0             | 3             | 3             | 2             | 4                 | 33            |
| Home Inspections                         | 0             | 0             | 0             | 1             | 0             | 1             | 1             | 0             | 0             | 3             | 2             | 0                 | 8             |
| School Lockdown Presentations            | 3             | 0             | 1             | 7             | 1             | 6             | 1             | 1             | 0             | 0             | 1             | 3                 | 24            |
| Child Safety Presentations               | 1             | 0             | 0             | 1             | 0             | 0             | 1             | 0             | 0             | 0             | 0             | 2                 | 5             |
| Vacation Checks                          | 0             | 3             | 10            | 28            | 21            | 21            | 33            | 30            | 53            | 96            | 38            | 58                | 391           |
| AVA Notice/Citations                     | 196           | 89            | 128           | 191           | 146           | 131           | 185           | 118           | 113           | 123           | 118           | 81                | 1619          |
| AVA Removals                             | 5             | 10            | 13            | 11            | 21            | 16            | 14            | 7             | 12            | 13            | 10            | 7                 | 139           |
| Volunteer Hours                          | 402           | 445           | 390           | 372           | 470           | 450           | 435           | 387           | 287           | 417           | 370           | 349               | 4775          |

# Cabrillo College Statistics

|                                | <i>Apr-23</i> | <i>May-23</i> | <i>Jun-23</i> | <i>Jul-23</i> | <i>Aug-23</i> | <i>Sep-23</i> | <i>Oct-23</i> | <i>Nov-23</i> | <i>Dec-23</i> | <i>Jan-24</i> | <i>Feb-24</i> | <b>March<br/>2024</b> | <i>TOTALS</i> |
|--------------------------------|---------------|---------------|---------------|---------------|---------------|---------------|---------------|---------------|---------------|---------------|---------------|-----------------------|---------------|
| Foot Patrol<br>(Non CAD)       | 58            | 60            | 42            | 58            | 101           | 55            | 73            | 58            | 51            | 88            | 67            | 81                    | 792           |
| Calls for Service (CAD)        | 16            | 15            | 24            | 21            | 12            | 22            | 31            | 23            | 19            | 22            | 28            | 24                    | 257           |
| Calls for Service<br>(Non CAD) | 10            | 25            | 20            | 24            | 41            | 23            | 25            | 11            | 33            | 21            | 20            | 33                    | 286           |
| Security Checks<br>(Non CAD)   | 73            | 77            | 53            | 81            | 128           | 65            | 67            | 72            | 58            | 82            | 87            | 100                   | 943           |
| Special Events                 | 0             | 1             | 1             | 0             | 3             | 6             | 2             | 1             | 1             | 0             | 0             | 0                     | 15            |
| Clery Act Reports              | 1             | 0             | 0             | 0             | 0             | 0             | 0             | 1             | 0             | 0             | 0             | 0                     | 2             |

## AB481 Reporting

|  | Apr-23 | May-23 | Jun-23 | Jul-23 | Aug-23 | Sep-23 | Oct-23 | Nov-23 | Dec-23 | Jan-24 | Feb-24 | March 2024 | TOTALS  |
|--|--------|--------|--------|--------|--------|--------|--------|--------|--------|--------|--------|------------|---------|
| <i>Patrol</i>                                  |        |        |        |        |        |        |        |        |        |        |        |            |         |
| Lieutenant IC Vehicles                         | 0      | 0      | 0      | 0      | 0      | 0      | 0      | 0      | 0      | 0      | 0      | 0          | 0       |
| Mobile Substation Van                          | 0      | 0      | 0      | 0      | 0      | 0      | 0      | 0      | 0      | 0      | 0      | 0          | 0       |
| Pepperball Launcher<br>(Including Corrections) | 1      | 3      | 0      | 1      | 0      | 2      | 0      | 1      | 3      | 0      | 1      | 0          | 0       |
| Less Lethal Shotgun                            | 0      | 4      | 3      | 1      | 0      | 1      | 1      | 1      | 1      | 1      | 1      | 0          | 0       |
| BOLAWRAP                                       | 0      | 2      | 0      | 0      | 0      | 0      | 0      | 0      | 0      | 0      | 0      | 0          | 0       |
| <i>Bomb Team</i>                               |        |        |        |        |        |        |        |        |        |        |        |            |         |
| Bomb Avatar Robot                              | 0      | 0      | 0      | 0      | 0      | 0      | 0      | 0      | 0      | 0      | 0      | 0          | 0       |
| Bomb Robot                                     | 1**    | 2**    | 2**    | 1, 2** | 1, 2** | 2**    | 2**    | 1, 2** | 2, 2** | 2**    | 1      | 1, 2**     | 7, 21** |
| BOMB Team IC Vehicle                           | 1, 1** | 2, 2** | 2**    | 1, 1** | 1, 2** | 2**    | 2**    | 1, 2** | 2, 2** | 3**    | 1      | 1, 2**     | 9, 19** |
| <i>Search and Rescue</i>                       |        |        |        |        |        |        |        |        |        |        |        |            |         |
| 1998 SAR Command Truck                         | 0      | 0      | 0      | 3      | 1      | 2      | 1**    | 1      | 1      | 0      | 3**    | 0          | 8, 4**  |
| 2022 SAR Command Truck                         | 0      | 1      | 1      | 0      | 0      | 0      | 0      | 0      | 0      | 0      | 0      | 0          | 2       |

\*\* Training use only

## AB481 Reporting - Continued

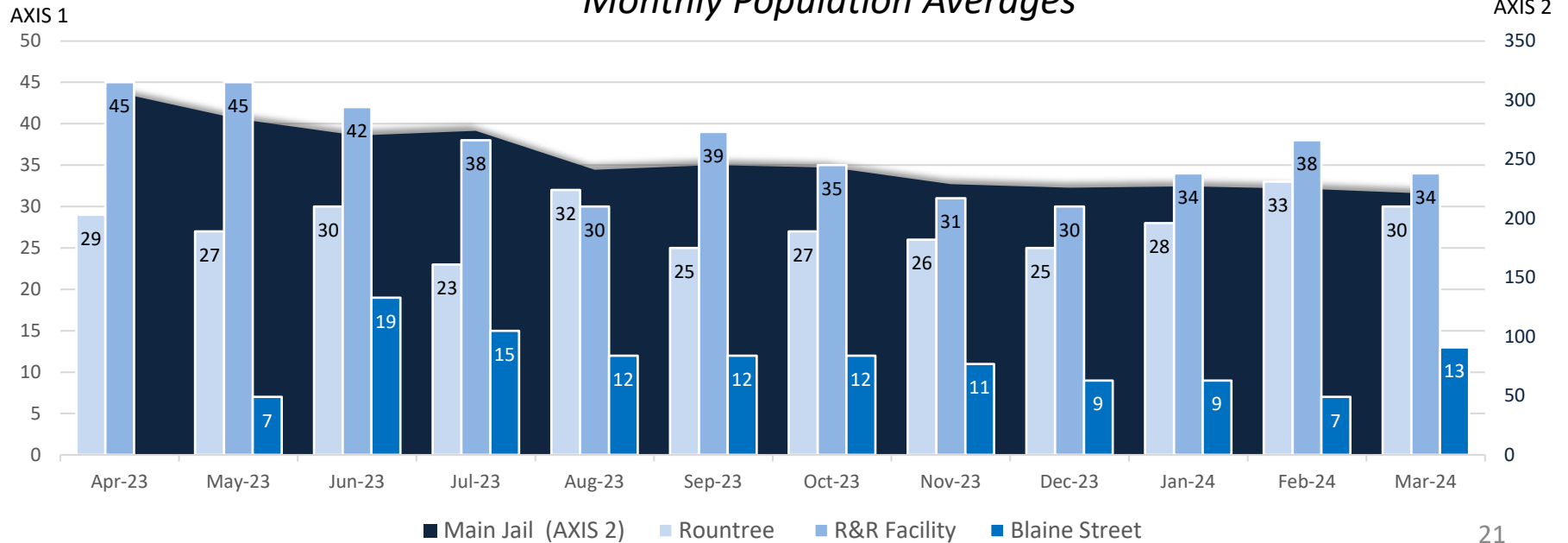
|                               | Apr-23 | May-23 | Jun-23 | Jul-23 | Aug-23 | Sep-23 | Oct-23 | Nov-23 | Dec-23 | Jan-24 | Feb-24 | March 2024 | TOTALS |
|-------------------------------|--------|--------|--------|--------|--------|--------|--------|--------|--------|--------|--------|------------|--------|
| <i>SWAT</i>                   |        |        |        |        |        |        |        |        |        |        |        |            |        |
| Avatar Robot                  | 0      | 0      | 0      | 0      | 0      | 0      | 0      | 0      | 0      | 0      | 0      | 0          | 0      |
| SCPD BEARCAT                  | 0      | 0      | 0      | 0      | 0      | 0      | 0      | 0      | 0      | 0      | 0      | 0          | 0      |
| Armored Van                   | 0      | 0      | 0      | 1,1**  | 1      | 1**    | 1**    | 0      | 0      | 1      | 0      | 0          | 3**, 3 |
| Sniper Ammunition             | 0      | 0      | 0      | 0      | 0      | 0      | 1**    | 0      | 0      | 1**    | 0      | 0          | 2**    |
| AR-10 Rifles                  | 0      | 0      | 0      | 0      | 0      | 0      | 1**    | 0      | 0      | 1**    | 0      | 0          | 2**    |
| Chemical Agent Launching Caps | 0      | 0      | 0      | 1**    | 0      | 0      | 0      | 0      | 0      | 0      | 0      | 0          | 1**    |
| 40MM Launchers                | 0      | 0      | 0      | 0      | 0      | 0      | 0      | 0      | 0      | 0      | 0      | 0          | 0      |
| Flashbangs                    | 0      | 0      | 0      | 0      | 0      | 0      | 0      | 0      | 0      | 0      | 0      | 0          | 0      |
| Tear Gas                      | 0      | 1**    | 0      | 1**    | 0      | 0      | 0      | 0      | 0      | 0      | 0      | 0          | 2**    |
| <i>UAV Team</i>               |        |        |        |        |        |        |        |        |        |        |        |            |        |
| UAV Deployment                | 1      | 3      | 3      | 4      | 4      | 6      | 3      | 3      | 7      | 7      | 3      | 6          | 50     |
| UAV Command Vehicle           | 1      | 0      | 0      | 1      | 2      | 3      | 0      | 0      | 0      | 3      | 2      | 0          | 12     |

\*\* Training use only

## Detention Facilities - Average Daily Population

|                     | Apr-23 | May-23 | Jun-23 | Jul-23 | Aug-23 | Sep-23 | Oct-23 | Nov-23 | Dec-23 | Jan-24 | Feb-24 | March 2024 | RC % | Averages |
|---------------------|--------|--------|--------|--------|--------|--------|--------|--------|--------|--------|--------|------------|------|----------|
| All Facilities      | 380    | 380    | 361    | 350    | 315    | 321    | 317    | 297    | 290    | 300    | 303    | 298        | 58%  | 326      |
| RATED CAPACITY: 511 |        |        |        |        |        |        |        |        |        |        |        |            |      |          |
| Main Jail           | 306    | 284    | 270    | 274    | 241    | 245    | 243    | 229    | 226    | 227    | 225    | 221        | 69%  | 249      |
| RATED CAPACITY: 319 |        |        |        |        |        |        |        |        |        |        |        |            |      |          |
| Rountree            | 29     | 27     | 30     | 23     | 32     | 25     | 27     | 26     | 25     | 28     | 33     | 30         | 31%  | 28       |
| RATED CAPACITY: 96  |        |        |        |        |        |        |        |        |        |        |        |            |      |          |
| Blaine Street       |        | 7      | 19     | 15     | 12     | 12     | 12     | 11     | 9      | 9      | 7      | 13         | 41%  | 11       |
| RATED CAPACITY: 32  |        |        |        |        |        |        |        |        |        |        |        |            |      |          |
| R&R Facility        | 45     | 45     | 42     | 38     | 30     | 39     | 35     | 31     | 30     | 34     | 38     | 34         | 53%  | 37       |
| RATED CAPACITY: 64  |        |        |        |        |        |        |        |        |        |        |        |            |      |          |

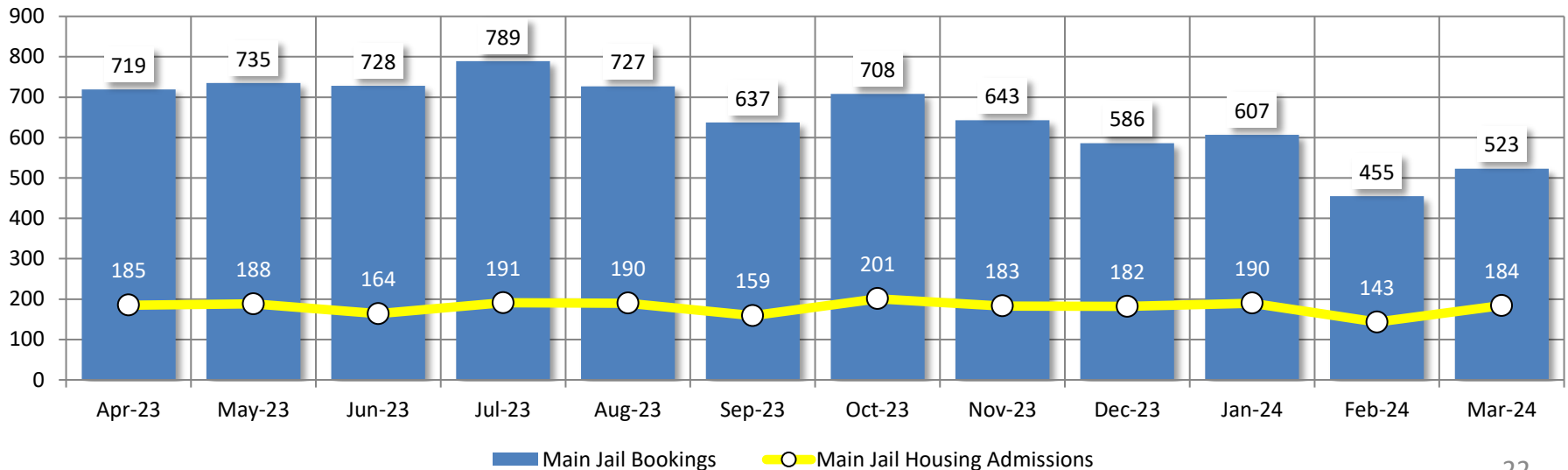
### Monthly Population Averages



## Bookings and Admissions

|                                     | Apr-23 | May-23 | Jun-23 | Jul-23 | Aug-23 | Sep-23 | Oct-23 | Nov-23 | Dec-23 | Jan-24 | Feb-24 | March 2024 | Averages |
|-------------------------------------|--------|--------|--------|--------|--------|--------|--------|--------|--------|--------|--------|------------|----------|
| Main Jail Bookings                  | 719    | 735    | 728    | 789    | 727    | 637    | 708    | 643    | 586    | 607    | 455    | 523        | 655      |
| Main Jail Housing Admissions        | 185    | 188    | 164    | 191    | 190    | 159    | 201    | 183    | 182    | 190    | 143    | 184        | 180      |
| Main Jail Misdemeanor Only Bookings | 59%    | 56%    | 58%    | 59%    | 56%    | 58%    | 58%    | 60%    | 60%    | 60%    | 50%    | 52%        | 57%      |
| Work Release Average Daily Count    | 72     | 76     | 71     | 68     | 65     | 79     | 72     | 83     | 57     | 45     | 58     | 55         | 67       |
| CAP – Average Daily Count           | 18     | 13     | 15     | 19     | 10     | 12     | 8      | 8      | 7      | 4      | 10     | 7          | 11       |

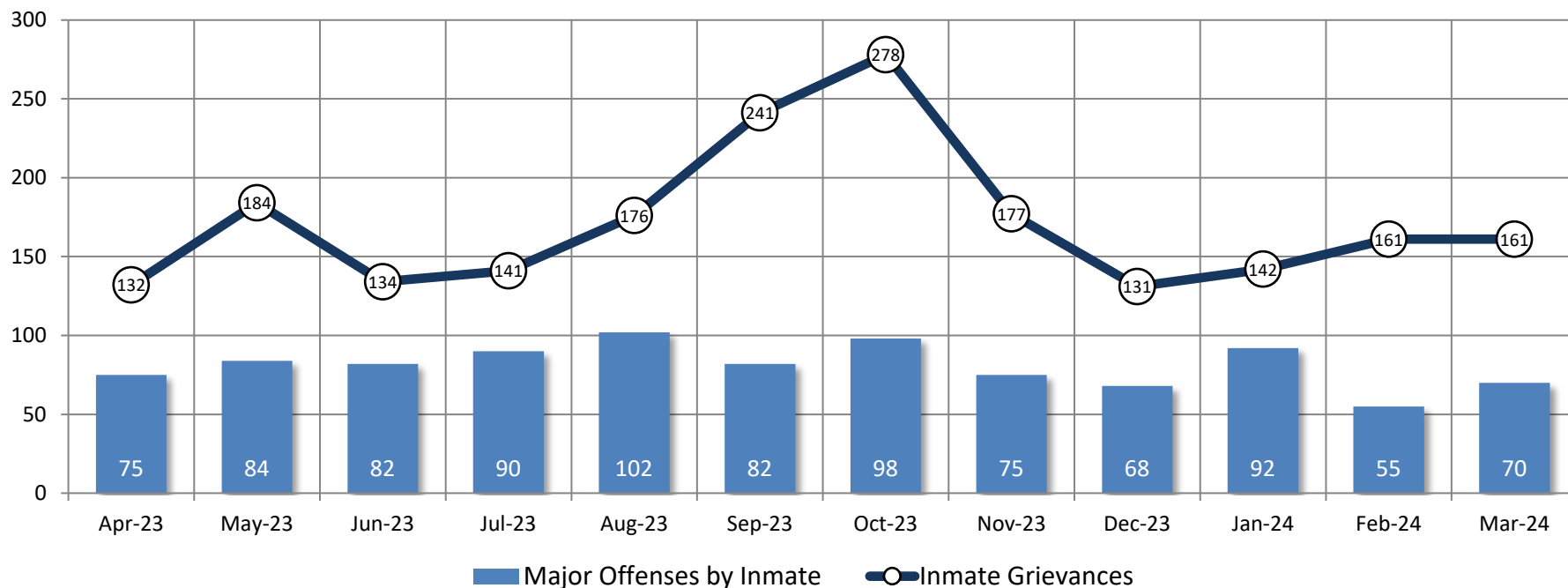
## Bookings and Admissions



## Major Offenses by Inmate & Inmate Grievances

|                   | Apr-23 | May-23 | Jun-23 | Jul-23 | Aug-23 | Sep-23 | Oct-23 | Nov-23 | Dec-23 | Jan-24 | Feb-24 | March 2024 | Averages |
|-------------------|--------|--------|--------|--------|--------|--------|--------|--------|--------|--------|--------|------------|----------|
| Major Offenses    | 75     | 84     | 82     | 90     | 102    | 82     | 98     | 75     | 68     | 92     | 55     | 70         | 81       |
| Inmate Grievances | 132    | 184    | 134    | 141    | 176    | 241    | 278    | 177    | 131    | 142    | 161    | 161        | 172      |

### Major Offenses by Inmate & Inmate Grievances by Month



## Use of Force &amp; BWC – Corrections

|                              | Apr-23 | May-23 | Jun-23 | Jul-23 | Aug-23 | Sep-23 | Oct-23 | Nov-23 | Dec-23 | Jan-24 | Feb-24 | March 2024 | TOTALS  | Average |
|------------------------------|--------|--------|--------|--------|--------|--------|--------|--------|--------|--------|--------|------------|---------|---------|
| <i>Use of Force</i>          |        |        |        |        |        |        |        |        |        |        |        |            |         |         |
| Control Hold                 | 19     | 12     | 18     | 14     | 13     | 6      | 7      | 6      | 10     | 16     | 8      | 4          | 133     | 11      |
| Take Down                    | 5      | 6      | 6      | 6      | 3      | 0      | 1      | 2      | 3      | 2      | 4      | 1          | 39      | 3       |
| Safety Chair Placement       | 4      | 2      | 3      | 2      | 2      | 0      | 1      | 1      | 3      | 2      | 5      | 1          | 26      | 2       |
| Oleoresin Capsicum Spray     | 2      | 2      | 2      | 5      | 2      | 2      | 0      | 0      | 0      | 0      | 2      | 1          | 18      | 2       |
| Conducted Energy Device      | 0      | 0      | 0      | 0      | 0      | 1      | 2      | 0      | 0      | 0      | 0      | 0          | 3       | 0       |
| Pepperball Launcher          | 1      | 1      | 0      | 1      | 0      | 2      | 0      | 0      | 2      | 0      | 0      | 0          | 7       | 1       |
| <i>BWC</i>                   |        |        |        |        |        |        |        |        |        |        |        |            |         |         |
| BWC Segments                 | 27,233 | 29,770 | 28,568 | 32,638 | 31,228 | 27,639 | 29,242 | 27,658 | 28,000 | 29,272 | 27,714 | 26,665     | 345,941 | 28,828  |
| DAO Requests                 | 6      | 1      | 2      | 1      | 1      | 3      | 1      | 0      | 1      | 1      | 0      | 1          | 18      | 2       |
| <i>Naloxone</i>              |        |        |        |        |        |        |        |        |        |        |        |            |         |         |
| Naloxone Saves (Corrections) |        |        |        |        |        |        |        |        | 1      | 0      | 1      | 0          | 2       | 1       |



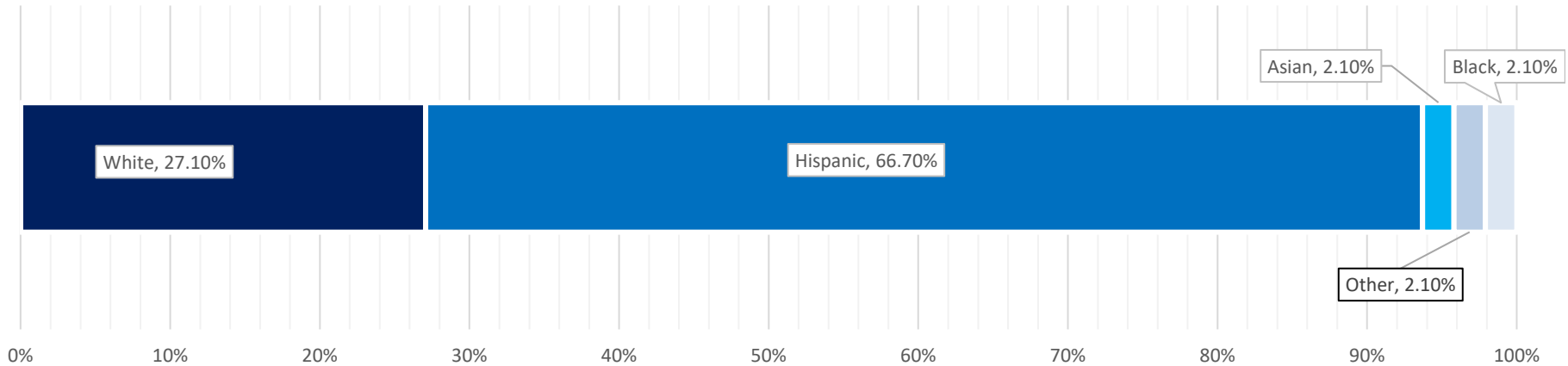
## Hiring Demographics

|                             | Apr-23 | May-23 | Jun-23 | Jul-23 | Aug-23 | Sep-23 | Oct-23 | Nov-23 | Dec-23 | Jan-24 | Feb-24 | March 2024 | TOTALS | %      |
|-----------------------------|--------|--------|--------|--------|--------|--------|--------|--------|--------|--------|--------|------------|--------|--------|
| <b>Deputy Sheriff</b>       |        |        |        |        |        |        |        |        |        |        |        |            |        |        |
| White                       | 0      | 2      | 0      | 0      | 0      | 0      | 0      | 0      | 0      | 6      | 0      | 0          | 8      | 72.7%  |
| Hispanic                    | 0      | 1      | 0      | 0      | 0      | 0      | 0      | 0      | 0      | 1      | 0      | 0          | 2      | 18.2%  |
| Black                       | 0      | 0      | 0      | 0      | 0      | 0      | 0      | 0      | 0      | 1      | 0      | 0          | 1      | 9.1%   |
| Asian                       | 0      | 0      | 0      | 0      | 0      | 0      | 0      | 0      | 0      | 0      | 0      | 0          | 0      | 0.0%   |
| Other                       | 0      | 0      | 0      | 0      | 0      | 0      | 0      | 0      | 0      | 0      | 0      | 0          | 0      | 0.0%   |
| Biracial                    | 0      | 0      | 0      | 0      | 0      | 0      | 0      | 0      | 0      | 0      | 0      | 0          | 0      | 0.0%   |
| Male                        | 0      | 2      | 0      | 0      | 0      | 0      | 0      | 0      | 0      | 7      | 0      | 0          | 9      | 81.8%  |
| Female                      | 0      | 1      | 0      | 0      | 0      | 0      | 0      | 0      | 0      | 1      | 0      | 0          | 2      | 18.2%  |
| <b>Corrections Officers</b> |        |        |        |        |        |        |        |        |        |        |        |            |        |        |
| White                       | 0      | 0      | 0      | 0      | 0      | 0      | 0      | 0      | 0      | 2      | 0      | 0          | 2      | 9.1%   |
| Hispanic                    | 0      | 2      | 0      | 2      | 2      | 0      | 0      | 4      | 2      | 2      | 0      | 4          | 18     | 81.8%  |
| Black                       | 0      | 0      | 0      | 0      | 0      | 0      | 0      | 0      | 0      | 0      | 0      | 0          | 0      | 0.0%   |
| Asian                       | 0      | 0      | 0      | 1      | 0      | 0      | 0      | 0      | 0      | 0      | 0      | 0          | 1      | 4.8%   |
| Other                       | 0      | 0      | 0      | 1      | 0      | 0      | 0      | 0      | 0      | 0      | 0      | 0          | 1      | 4.5%   |
| Biracial                    | 0      | 0      | 0      | 0      | 0      | 0      | 0      | 0      | 0      | 0      | 0      | 0          | 0      | 0.0%   |
| Male                        | 0      | 2      | 0      | 4      | 2      | 0      | 0      | 4      | 2      | 4      | 0      | 4          | 22     | 100.0% |
| Female                      | 0      | 0      | 0      | 0      | 0      | 0      | 0      | 0      | 0      | 0      | 0      | 0          | 0      | 0.0%   |
| <b>Administration</b>       |        |        |        |        |        |        |        |        |        |        |        |            |        |        |
| White                       | 1      | 0      | 0      | 0      | 0      | 2      | 1      | 0      | 0      | 0      | 0      | 0          | 4      | 26.7%  |
| Hispanic                    | 2      | 3      | 0      | 1      | 0      | 1      | 2      | 1      | 0      | 0      | 1      | 0          | 11     | 73.3%  |
| Black                       | 0      | 0      | 0      | 0      | 0      | 0      | 0      | 0      | 0      | 0      | 0      | 0          | 0      | 0.0%   |
| Asian                       | 0      | 0      | 0      | 0      | 0      | 0      | 0      | 0      | 0      | 0      | 0      | 0          | 0      | 0.0%   |
| Other                       | 0      | 0      | 0      | 0      | 0      | 0      | 0      | 0      | 0      | 0      | 0      | 0          | 0      | 0.0%   |
| Biracial                    | 0      | 0      | 0      | 0      | 0      | 0      | 0      | 0      | 0      | 0      | 0      | 0          | 0      | 0.0%   |
| Male                        | 0      | 0      | 0      | 0      | 0      | 0      | 1      | 0      | 0      | 0      | 0      | 0          | 1      | 6.7%   |
| Female                      | 3      | 3      | 0      | 1      | 0      | 3      | 2      | 1      | 0      | 0      | 1      | 0          | 14     | 93.3%  |

# Hiring Demographics

|                     | Apr-23   | May-23   | Jun-23   | Jul-23   | Aug-23   | Sep-23   | Oct-23   | Nov-23   | Dec-23   | Jan-24    | Feb-24   | March 2024 | Totals    | %     |
|---------------------|----------|----------|----------|----------|----------|----------|----------|----------|----------|-----------|----------|------------|-----------|-------|
| <b>Total Agency</b> |          |          |          |          |          |          |          |          |          |           |          |            |           |       |
| White               | 1        | 2        | 0        | 0        | 0        | 1        | 1        | 0        | 0        | 8         | 0        | 0          | 13        | 27.1% |
| Hispanic            | 2        | 6        | 0        | 3        | 2        | 2        | 2        | 5        | 2        | 3         | 1        | 4          | 32        | 66.7% |
| Black               | 0        | 0        | 0        | 0        | 0        | 0        | 0        | 0        | 0        | 1         | 0        | 0          | 1         | 2.1%  |
| Asian               | 0        | 0        | 0        | 1        | 0        | 0        | 0        | 0        | 0        | 0         | 0        | 0          | 1         | 2.1%  |
| Other               | 0        | 0        | 0        | 1        | 0        | 0        | 0        | 0        | 0        | 0         | 0        | 0          | 1         | 2.1%  |
| Biracial            | 0        | 0        | 0        | 0        | 0        | 0        | 0        | 0        | 0        | 0         | 0        | 0          | 0         | 0.0%  |
| <b>Total Hired</b>  | <b>3</b> | <b>8</b> | <b>0</b> | <b>5</b> | <b>2</b> | <b>3</b> | <b>3</b> | <b>5</b> | <b>2</b> | <b>12</b> | <b>1</b> | <b>4</b>   | <b>48</b> |       |
| Male                | 0        | 4        | 0        | 4        | 2        | 0        | 1        | 4        | 2        | 11        | 0        | 4          | 32        | 66.7% |
| Female              | 3        | 4        | 0        | 1        | 0        | 3        | 2        | 1        | 0        | 1         | 1        | 0          | 16        | 33.3% |
| Bilingual           | 1        | 6        | 0        | 3        | 1        | 1        | 2        | 5        | 1        | 3         | 1        | 2          | 26        | 54.2% |

Agency Hiring Demographics, Rolling 12 Months



# Professional Standards and Conduct

|                                      | <i>Apr-23</i> | <i>May-23</i> | <i>Jun-23</i> | <i>Jul-23</i> | <i>Aug-23</i> | <i>Sep-23</i> | <i>Oct-23</i> | <i>Nov-23</i> | <i>Dec-23</i> | <i>Jan-24</i> | <i>Feb-24</i> | <b>March 2024</b> | <i>TOTALS</i> |
|--------------------------------------|---------------|---------------|---------------|---------------|---------------|---------------|---------------|---------------|---------------|---------------|---------------|-------------------|---------------|
| <i>Administrative Investigations</i> |               |               |               |               |               |               |               |               |               |               |               |                   |               |
| Operations Bureau                    | 0             | 0             | 0             | 0             | 0             | 3             | 0             | 0             | 0             | 1             | 1             | 0                 | 5             |
| Corrections Bureau                   | 1             | 0             | 0             | 0             | 1             | 0             | 0             | 0             | 0             | 1             | 1             | 0                 | 4             |
| <i>Totals</i>                        | 1             | 0             | 0             | 0             | 1             | 3             | 0             | 0             | 0             | 2             | 2             | 0                 | 9             |
| <i>Formal Complaints</i>             |               |               |               |               |               |               |               |               |               |               |               |                   |               |
| Operations Bureau                    | 1             | 1             | 0             | 2             | 5             | 0             | 1             | 0             | 5             | 0             | 3             | 1                 | 19            |
| Corrections Bureau                   | 1             | 0             | 0             | 0             | 0             | 0             | 1             | 1             | 1             | 0             | 1             | 1                 | 6             |
| <i>Totals</i>                        | 2             | 1             | 0             | 2             | 5             | 0             | 2             | 1             | 6             | 0             | 4             | 2                 | 25            |